



























































The Danish Alphabetic Code Chart

| Simple code // indicates sound Green letters show English pronunciation of the Danish sound | | Advanced code | | | | The 'sound-pictures' can represent the following sounds |
|---|---|--|---|--|--|---|
| Sound (phoneme) | Keyword | Letters and letter groups ('sound-pictures') that are code for the sounds with example keywords and pictures | | | | |
| /i/ /ee/ | is  | rig  | de  | | | /i/ /e/ |
| /s/ | si  | misser  | citron  | zebra  | xylofon  | /s/ |
| /å/ /ow/ | ål  | låge  | kost  | kunst  | | /å/ /oå/ /så/ /så/ |
| /l/ | lå  | lille  | skulder  | | | /l/ |
| /e/ /i/ | en  | eg  | ikke | | | /e/ /æ/ /i/ /ö/ |

| | | | | | | |
|-------------|--|-------|--|--|--|-----------------------------------|
| /n/ | ni  | kunne | kunde | | | /n/ |
| /o/ | os  | slog | | | | /o/ /og/ /oå/ /os/ /os/ |
| /t/ | tomat  | hatte | hældte  | | | /t/ /og/ /d/ |
| /ø/ | øl  | søg | kys  | | | /ø/ |
| /k/ | ko  | cola |  | | | /k/ /c/ |
| /u/ /oo/ | ulv  | rug |  | | | /u/ /å/ |

| | | | | | | |
|-------------------|---|--|--|--|--|----------------|
| /h/ | hus  | | | | | /h/ or numb |
| /y/ | yver  | syg  | | | | /y/ /ø/ |
| /b/ | bil  | skubbe | hoppe | | | /b/ |
| /æ/ /e,ai/ | æble  | læge  | es  | | | /æ/ |
| /f/ | får  | bøffer  | | | | /f/ |
| /m/ | mus  | hammer  | | | | /m/ |
| /p/ | pibe  | knapper  | | | | /p/ / b/ |

| | | | | | | |
|------------|--|---|---------|--|--|-----|
| /v/ | vulkan  | hval  | | | | /v/ |
| /j/ | jordbær  | hjul  | yoghurt | | | /j/ |
| /a/ | abe  | dag | | | | /a/ |
| /a/ | kam  | | | | | /a/ |
| /a/ /a/ | agurk  | | | | | /a/ |
| /r/ | ræv  | knurre  | | | | /r/ |
| /-e/ | abe  | | | | | /ö/ |

| | | | | | | |
|-------|---|---|--|--|--|-------------------|
| /-er/ | løber  | | | | | /or/ |
| /ar/ | far  | | | | | /ar/ |
| /er/ | ser  | | | | | /er/ /ær/ /or/ |
| /ir/ | cirkus  | | | | | /ir/ |
| /or/ | mor  | bord  | | | | /or/ |
| /ur/ | bur  | | | | | /ur/ |
| /yr/ | dyr  | | | | | /yr/ |

| | | | | | | |
|----------------|------|------|-------|--------|--|----------|
| /sj/ /sh/ | sjal | chok | geni | garage | | /sj/ |
| /d/j/ /j/ | | gade | joker | | | /d/ /j/ |
| /o/ /u, ou/ | som | os | | | | /oå/ /o/ |

About the Danish alphabetic code:

- Danish has 42+ sounds and about 80 ways of showing these sounds.
- The Danish alphabet consists of 29 letters of which q w x are rarely used. On the other hand we have the letters æ ø å like the German and Swedish languages have ä ö.
- I have altered the chart to make it more clear to foreigners, and I have translated some of the Danish sounds to similar English sounds.

A little about synthetic phonics in Denmark:

- I'm the developer of the only systematic synthetic phonics system in Denmark.
- It was first used in my school with children with special needs (wisc IQ below 65) with great success. Earlier about 10% learned to read - today it is about 70%.
- Since then, which is 12 years ago, the method has spread to similar schools all over Denmark.
- Four years ago we began to implement the system in primary schools with all pupils. The effect has been very positive, but the resistance among teachers strong.

Together with colleagues we are still developing materials and holding courses in order to spread the message.

Jesper Ege
Feb 2013